

Mrs. Dasco


7th Grade
Social Studies

Green

Welcome to 7th grade social studies We need to discuss some information and procedures. We will dive into social studies curriculum very soon.

Daily Expectations:

- **Be positive!**
- **Be responsible!**
- **Do your best!**
- **100% EFFORT**



Classroom Rules

1.) Be on time! Be in your seat when the bell rings.

2.) Be prepared with all class materials.

3.) Be sure all your books are covered.

Classroom Rules

4.) Behave appropriately in class.

a- Be attentive and quiet during class.

b- Be courteous and respectful to others.

Classroom Rules

c- Be actively engaged in class.

d- Be respectful of the classroom and teacher equipment.

5.) Be patient and let the teacher dismiss class.

Procedures

- 1.** All students should keep track of grades. You should be checking PIV weekly. Schoology should be up and running very soon. Chromebooks will be passed out in the next couple weeks.
-

Procedures continued...

2. A **mark system** will be used for inappropriate behavior by each teacher. All marks are team marks and will be recorded in a shared document by all your teachers. Teachers may give verbal reminders (ex: "Please sit down." or "Please pay attention.") so take advantage of those verbal cues.

Procedures continued... **Team Marks**

1st Mark ~Student receives a mark and verbal reminder of teacher expectations.

2nd Mark ~Student receives a mark and teacher conference discussing appropriate behavior.

3rd Mark ~Student receives a mark and parent contact will be made.

Procedures continued... **Team Marks**

4th Mark ~ Student receives a mark and an office referral will be written. *All future marks will now be office referrals. All marks are erased each nine weeks.

5th Mark ~ Office Referral

6th Mark ~ Office Referral... and so on.

Procedures continued...

3. Students who are **absent** are to check the folder in the classroom for any papers passed back in their absence. Then check the notebook with my lesson plans. My goal is to keep those assignments posted on Schoology, as well. Write down assignments missed, complete, and turn all work in. as soon as possible.

Any papers needed will be in a folder in the yellow bin. If students have further questions or need help,

SEE ME!!!!!!



Procedures continued...

4. Late work will be accepted, but on a limited policy. All work will be expected on the day it is due. However, it will be accepted with a **10% reduction** in points for **each day it is late** up to five days. Students are held accountable for all assigned work.



Procedures continued... HOW TO EARN TICKETS

*I give **tickets** to students who do something special in the classroom or hallway. A ticket will get you the opportunity to cash your tickets in for something special. I will use the GREEN tickets only. Be ready to be caught being extra special. If you get a ticket, make sure you put your name on the back. Keep those tickets! Good Luck!



What can I get with my tickets?

Ticket Rewards for Mrs. Dasco

6 tickets = Sit at the table with the lamp in my comfy chair for 1 week.

5 tickets = Use notes for a quiz. (Attach to quiz or submit.)

5 tickets = Bring in a snack to eat in class .

5 tickets = Bring in a beverage to drink in class.

Reward Tickets

4 tickets each (8 total) = Sit by a friend for the day.

3 tickets = Pick out and eat a piece of candy in class.

3 tickets = Bonus Point (up to 9 tickets and 3 bonus points)

2 tickets = Take a hall pass to go to your locker.

*Put your name on all of your tickets!

*Keep all your tickets until you cash them in!

Procedures continued

***Restrooms** are used with permission in the **last 5 minutes** ONLY. You must sign out before you take the pass and then sign back and erase your name on return. If there is an emergency, please just go.

***Heading** on your paper will be three lines in the upper right hand corner.

Name

Date and Period

Name of the Assignment

Make up work- What do I do?

- 1.) Copy the work that you missed and write into your planner.
- 2.) Check the class folder to get any papers that were handed back, while you were absent.
- 3.) Look in the folder in the yellow bin for any worksheets needed.
- 4.) Do the work and turn it in A.S.A.P. to the paper trays on the counter.

*If you have any questions,
please see your me
immediately.



Below are some basic rules on what I expect from you in the social studies classroom.

- 1.) **Follow common rules.** - Raise your hand to speak.
Be kind to others. etc.
 - 2.) **Bring supplies every day.** Read the board right away and get materials out so you will be ready for class.
 - 3.) You must have permission to use **computers** and it is for school work only.
 - 4.) **My desk and teacher equipment is OFF LIMITS,** as well as, the filing cabinet, all drawers, cabinets, table, etc.
-

Classroom rules continued...

- 5.) Bookshelves are for your use. Keep them neat.**
 - 6.) Pencil sharpener, waste basket, and recycle bin are to be used at appropriate times.**
 - 7.) Students may use the items on the counter. (makeup folder, tape, colored pencils, point sheets, paper trays to turn in work, etc.) You may use these things but keep this area clean. Please return all supplies and books that you borrow!**
 - 8.) Supplies are as follows for social studies: notebook paper, pencils, blue or black pens, red pen, hi-lighter, green folder, green composition notebook for notes, and colored pencils.**
-

*You may refer to these rules on my website.

Classroom rules continued...

9.) Neatly keep all papers in your green Social Studies **folder**. We recycle what we do not need to keep at the end of each nine weeks as a class.

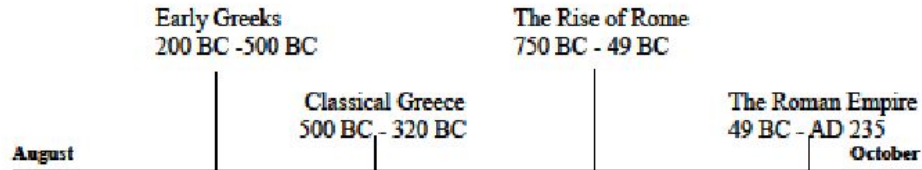
10.) Grades will come from many areas such as group work, maps, tests, quizzes, worksheets, projects, etc. Be ready for anything.

11.) Homework is rarely given unless you waste class time. I promise that if you do all of your work, I will pass you. Hard work and doing the best you can *does* mean something.

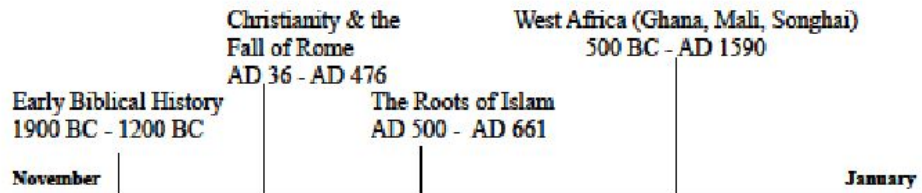
Let's have a great year!!

Seventh Grade Curriculum Timeline

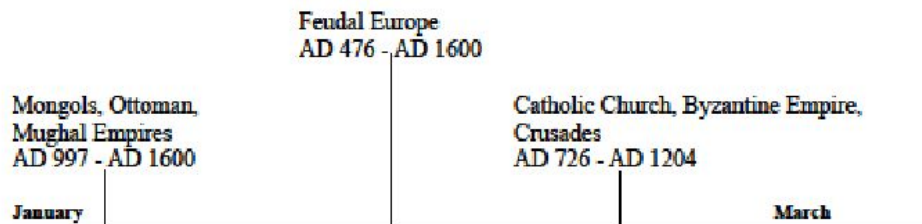
1st nine-weeks August - October



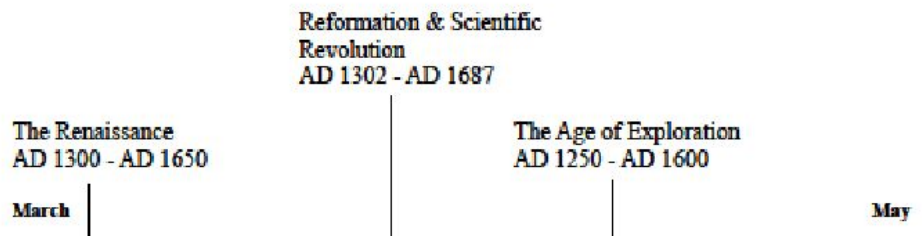
2nd nine-weeks October - January



3rd nine-weeks January - March



4th nine-weeks March - May



Have a great day!

Looking forward to having a
fantastic year!

Mrs. Dasco
